

Roa S DDD 240 | 40W

Product Reference

Environment Indoor

Installation Ceiling Surface

Construction & Materials

Housing Extruded Aluminium

Primary Lens PMMA

Primary Reflector -

Secondary Reflector -

Body Finish -

Diffuser Premium high-transmission opal

Antiglare Baffle -

Thermal Management

Heat Sink Material Aluminium

Cooling Technique Passive Cooling

Optical System

Beam Direction General Diffuse

Tilt No

Swivel No

Electrical System

Driven with Constant Current Driver

Input Voltage/Hz 220V- 240V/50-60Hz

Control Gear Included

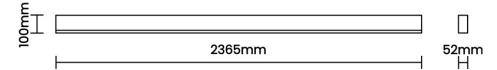

Mounting Integral

LED Power Watts 34.9W

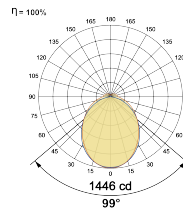
System Power Watts 40.1W

Operating Voltage Vin 220-240 Vac

Power Factor p.f. > 0.95



Light Distribution



LED Technology

Binning 3 Step MacAdam

LED Life Time @ L80/B10 >50000 hours

Colour Rendering (CRI) CRI80,CRI90

Led Type SMD mid power

LED Fitted Samsung Mid power LED array 32V-36Vdc/1050mA

Controls

Standard Switchable On/Off

Optional DDIM,CASAMBI,Non Dimmable

Ordering Details

Code Example:	Name	Watt	CCT	CRI	Angle	Finish	Control
	Roa S DDD 240	40W	WW27K	CRI80	99°		On/Off

Select one from each column with highlighted values to create the ordering code

NAME	WATT	LUMEN	EFFICACY	CCT	CRI	ANGLE	FINISH	CONTROL	
Roa S DDD 240	40W	3850	96	2700K	WW27K	99°		Non Dimmable	On/Off
		3970	99	3000K	WW30K			Dali Dimmable	DDIM
		4170	104	4000K	NW40K			Casambi	CBTM
		4251	106	5700K	CW57K				
				2700K-5700K	TW				
Roa S DDD 240	40W			WW27K	CRI80	99°		On/Off	

