

# iSoft Deep S 224 | 40W

## Product Reference

Environment Indoor

Installation Ceiling Surface

## Construction & Materials

Housing Extruded Aluminium

Primary Lens -

Primary Reflector -

Secondary Reflector -

Body Finish White,Black,Custom

Diffuser Opal PC

Antiglare Baffle -

## Thermal Management

Heat Sink Material Extruded Aluminium

Cooling Technique Passive Cooling

## Optical System

Beam Direction General Diffuse

Tilt No

Swivel No

## Electrical System

Driven with Constant Current Driver

Input Voltage/Hz 220V- 240V/50-60Hz

Control Gear Included

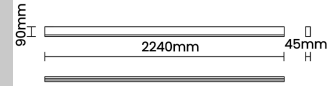

Mounting Integral

LED Power Watts 34.1W

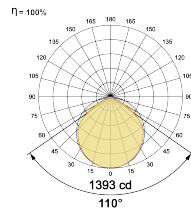
System Power Watts 39.2W

Operating Voltage Vin 220-240 Vac

Power Factor p.f. > 0.95



## Light Distribution



## LED Technology

Binning 3 Step MacAdam

LED Life Time @ L70/B10 >50000 hours

Colour Rendering (CRI) CRI80,CRI90

Led Type SMD mid power

LED Fitted Samsung Mid power LED array 34-36Vdc/1000mA

## Controls

Standard Switchable On/Off

Optional DDIM,CASAMBI,Non Dimmable

## Ordering Details

Code Example:	Name	Watt	CCT	CRI	Angle	Finish	Control
	<b>iSoft Deep S 224</b>	<b>40W</b>	<b>WW27K</b>	<b>CRI80</b>	<b>110°</b>	<b>SWH</b>	<b>On/Off</b>

Select one from each column with highlighted values to create the ordering code

NAME	WATT	LUMEN	EFFICACY	CCT	CRI	ANGLE	FINISH	CONTROL
<b>iSoft Deep S 224</b>	<b>40W</b>	3332	85	2700K	<b>WW27K</b>	110°	White	Non Dimmable
		3410	87	3000K	<b>WW30K</b>		Black	Dali Dimmable
		3567	91	4000K	<b>NW40K</b>		Custom	Casambi
		3646	93	5700K	<b>CW57K</b>			
<b>iSoft Deep S 224</b>	<b>40W</b>			<b>WW27K</b>	<b>CRI80</b>	<b>110°</b>	<b>SWH</b>	<b>On/Off</b>