

# Dot D | 1W

## Product Reference

 Environment Indoor  
 Installation Ceiling Recess

## Construction & Materials

 Housing Milled Aluminium  
 Primary Lens PMMA  
 Primary Reflector PC metallised  
 Secondary Reflector -  
 Body Finish White,Black,Custom  
 Diffuser -  
 Antiglare Baffle -

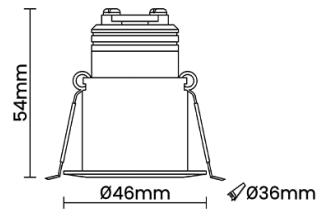

## Thermal Management

 Heat Sink Material Aluminium  
 Cooling Technique Passive Cooling

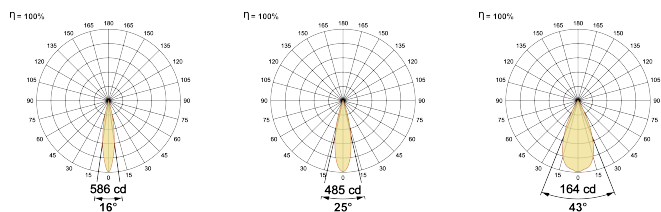
## Optical System

 Beam Direction Fixed  
 Tilt No  
 Swivel No

## Electrical System

 Driven with Constant Current Driver  
 Input Voltage/Hz 220V- 240V/50-60Hz  
 Control Gear Included  
 Mounting Remote  
 LED Power Watts 1.2W  
 System Power Watts 1.6W  
 Operating Voltage Vin 220-240 Vac  
 Power Factor p.f. > 0.5


## Light Distribution



## LED Technology

 Binning 3 Step MacAdam  
 LED Life Time @ L70/B10 >50000 hours  
 Colour Rendering (CRI) CRI90  
 Led Type SMD high power  
 LED Fitted -

## Controls

 Standard Switchable On/Off  
 Optional PDIM,DDIM,Non Dimmable

## Ordering Details

Code Example:	Name	Watt	CCT	CRI	Angle	Finish	Control
	Dot D	1W	WW27K	CRI90	16°(SS)	SWH	On/Off

Select one from each column with highlighted values to create the ordering code

NAME	WATT	LUMEN	EFFICACY	CCT	CRI	ANGLE	FINISH	CONTROL
Dot D	1W	122	76	2700K	CRI90	16°(SS)	White	Non Dimmable
		126	79	3000K		25°(MD)	Black	Phase Dimmable
		136	85	4000K		43°(WD)	Custom	Dali Dimmable
		141	88	5700K				
Dot D	1W			WW27K	CRI90	16°(SS)	SWH	On/Off