

Dot D | 5W

Product Reference

Environment Indoor
Installation Ceiling Recess

Construction & Materials

Housing Milled Aluminium
Primary Lens PMMA
Primary Reflector PC metallised
Secondary Reflector -
Body Finish White,Black,Custom
Diffuser -
Antiglare Baffle -

Thermal Management

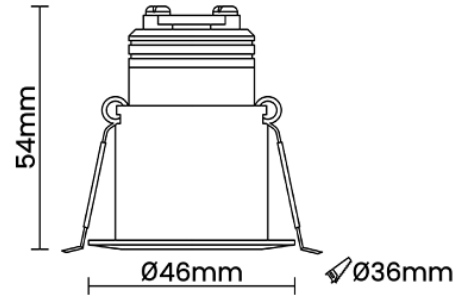

Heat Sink Material Aluminium
Cooling Technique Passive Cooling

Optical System

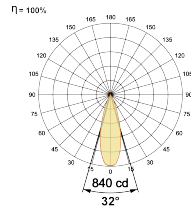
Beam Direction Fixed
Tilt No
Swivel No

Electrical System

Driven with Constant Current Driver
Input Voltage/Hz 220V- 240V/50-60Hz
Control Gear Included
Mounting Remote
LED Power Watts 3.6W
System Power Watts 4.5W
Operating Voltage Vin 220-240 Vac
Power Factor p.f. > 0.5



Light Distribution



LED Technology

Binning 3 Step MacAdam
LED Life Time @ L80/B10 >50000 hours
Colour Rendering (CRI) CRI90
Led Type SMD high power
LED Fitted CREE COB LED 9Vdc350mA

Controls

Standard Switchable On/Off
Optional PDIM,DDIM,Non Dimmable

Ordering Details

Code Example:	Name	Watt	CCT	CRI	Angle	Finish	Control
	Dot D	5W	WW27K	CRI90	32°(MD)	SWH	On/Off

Select one from each column with highlighted values to create the ordering code

NAME	WATT	LUMEN	EFFICACY	CCT	CRI	ANGLE	FINISH	CONTROL
Dot D	5W	320	71	2700K WW27K	CRI90	32°(MD) 32°(MD)	White SWH	Non Dimmable On/Off
		329	73	3000K WW30K			Black SBL	Phase Dimmable PDIM
		347	77	4000K NW40K			Custom CSM	Dali Dimmable DDIM
		356	79	5700K CW57K				
Dot D	5W			WW27K	CRI90	32°(MD)	SWH	On/Off