

# Dot M | 5W

## Product Reference

Environment Indoor  
 Installation Ceiling Recess

## Construction & Materials

Housing Milled Aluminium  
 Primary Lens PMMA  
 Primary Reflector PC metallised  
 Secondary Reflector -  
 Body Finish White,Black,Custom  
 Diffuser -  
 Antiglare Baffle -

## Thermal Management

Heat Sink Material Aluminium  
 Cooling Technique Passive Cooling

## Optical System

Beam Direction Adjustable  
 Tilt Yes  
 Swivel No

## Electrical System

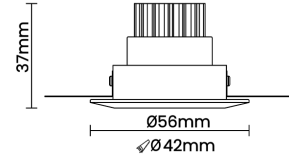

Driven with Constant Current Driver  
 Input Voltage/Hz 220V- 240V/50-60Hz  
 Control Gear Included  
 Mounting Remote  
 LED Power Watts 3.5W  
 System Power Watts 4.4W  
 Operating Voltage Vin 220-240 Vac  
 Power Factor p.f. > 0.5

## Ordering Details

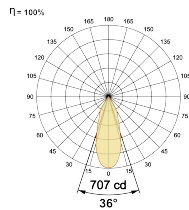
Code Example:	Name	Watt	CCT	CRI	Angle	Finish	Control
	<b>Dot M</b>	<b>5W</b>	<b>WW27K</b>	<b>CRI90</b>	<b>36°(MD)</b>	<b>SWH</b>	<b>On/Off</b>

Select one from each column with highlighted values to create the ordering code

NAME	WATT	LUMEN	EFFICACY	CCT		CRI	ANGLE		FINISH		CONTROL	
<b>Dot M</b>	<b>5W</b>	356	81	2700K	<b>WW27K</b>	<b>CRI90</b>	36°(MD)	<b>36°(MD)</b>	White	<b>SWH</b>	Non Dimmable	<b>On/Off</b>
		370	84	3000K	<b>WW30K</b>				Black	<b>SBL</b>	Phase Dimmable	<b>PDIM</b>
		387	88	4000K	<b>NW40K</b>				Custom	<b>CSM</b>	Dali Dimmable	<b>DDIM</b>
		396	90	5700K	<b>CW57K</b>							
<b>Dot M</b>	<b>5W</b>			<b>WW27K</b>		<b>CRI90</b>	<b>36°(MD)</b>		<b>SWH</b>		<b>On/Off</b>	



## Light Distribution



## LED Technology

Binning 3 Step MacAdam  
 LED Life Time @ L70/B10 >50000 hours  
 Colour Rendering (CRI) CRI90  
 Led Type SMD high power  
 LED Fitted CREE COB LED 9Vdc/350mA

## Controls

Standard Switchable On/Off  
 Optional PDIM,DDIM,Non Dimmable