

Dot DM | 5W

Product Reference

Environment Indoor
Installation Ceiling Recess

Construction & Materials

Housing Milled Aluminium
Primary Lens PMMA
Primary Reflector PC metallised
Secondary Reflector -
Body Finish White,Black,Custom
Diffuser -
Antiglare Baffle -

Thermal Management

Heat Sink Material Aluminium
Cooling Technique Passive Cooling

Optical System

Beam Direction Adjustable
Tilt Yes
Swivel No

Electrical System

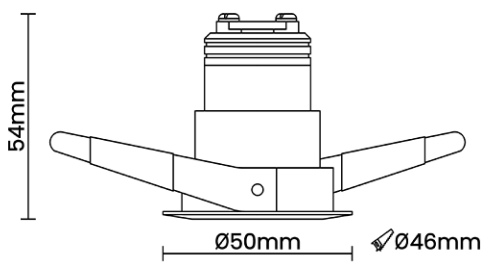

Driven with Constant Current Driver
Input Voltage/Hz 220V- 240V/50-60Hz
Control Gear Included
Mounting Remote
LED Power Watts 3.6W
System Power Watts 4.5W
Operating Voltage Vin 220-240 Vac
Power Factor p.f. > 0.5

Ordering Details

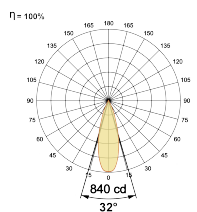
Code Example:	Name	Watt	CCT	CRI	Angle	Finish	Control
	Dot DM	5W	WW27K	CRI90	32°(MD)	SWH	On/Off

Select one from each column with highlighted values to create the ordering code

NAME	WATT	LUMEN	EFFICACY	CCT	CRI	ANGLE	FINISH	CONTROL
Dot DM	5W	320	71	2700K	CRI90	32°(MD) 32°(MD)	White	Non Dimmable
			73	3000K			Black	Phase Dimmable
			77	4000K			Custom	Dali Dimmable
			79	5700K				
Dot DM	5W			WW27K	CRI90	32°(MD)	SWH	On/Off



Light Distribution



LED Technology

Binning 3 Step MacAdam
LED Life Time @ L80/B10 >50000 hours
Colour Rendering (CRI) CRI90
Led Type SMD mid power
LED Fitted -

Controls

Standard Switchable On/Off
Optional PDIM,DDIM,Non Dimmable