

## Dot F | 3W

### Product Reference

Environment Indoor

Installation Ceiling Recess

### Construction & Materials

Housing Milled Aluminium

Primary Lens PMMA

Primary Reflector PC metallised

Secondary Reflector -

Body Finish White,Black,Custom

Diffuser -

Antiglare Baffle -

### Thermal Management

Heat Sink Material Aluminium

Cooling Technique Passive Cooling

### Optical System

Beam Direction Fixed

Tilt No

Swivel No

### Electrical System

Driven with Constant Current Driver

Input Voltage/Hz 220V- 240V/50-60Hz

Control Gear Included

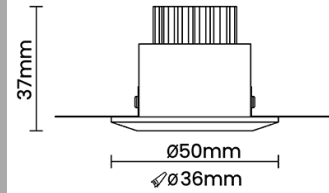

Mounting Remote

LED Power Watts 2.2W

System Power Watts 2.9W


Operating Voltage  $V_{in}$  220-240 Vac

Power Factor p.f. > 0.5

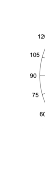


### Light Distribution

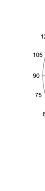
$\eta = 100\%$



$\eta = 100\%$



$\eta = 100\%$



### LED Technology

Binning 3 Step MacAdam

LED Life Time @ L70/B10 >50000 hours

Colour Rendering (CRI) CRI90

Led Type SMD high power

LED Fitted -

### Controls

Standard Switchable On/Off

Optional PDIM,DDIM,Non Dimmable

### Ordering Details

Code Example:	Name	Watt	CCT	CRI	Angle	Finish	Control
	Dot F	3W	WW27K	CRI90	16°(SS)	SWH	On/Off

Select one from each column with highlighted values to create the ordering code

NAME	WATT	LUMEN	EFFICACY	CCT		CRI	ANGLE		FINISH		CONTROL	
Dot F	3W	189	65	2700K	WW27K	CRI90	16°(SS)	25°(MD)	White	SWH	Non Dimmable	On/Off
		197	68	3000K	WW30K		25°(MD)	Black	SBL	Phase Dimmable	PDIM	
		212	73	4000K	NW40K		45°(WD)	Custom	CSM	Dali Dimmable	DDIM	
		220	76	5700K	CW57K							
Dot F	3W			WW27K		CRI90	16°(SS)		SWH		On/Off	