

Dot F | 5W

Product Reference

Environment Indoor
 Installation Ceiling Recess

Construction & Materials

Housing Milled Aluminium
 Primary Lens PMMA
 Primary Reflector PC metallised
 Secondary Reflector -
 Body Finish White,Black,Custom
 Diffuser -
 Antiglare Baffle -

Thermal Management

Heat Sink Material Aluminium
 Cooling Technique Passive Cooling

Optical System

Beam Direction Fixed
 Tilt No
 Swivel No

Electrical System

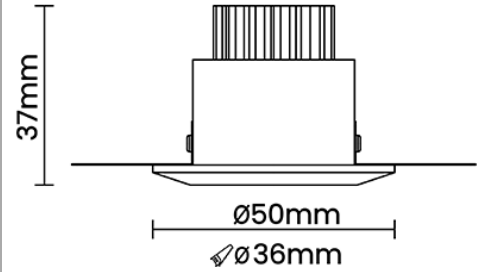

Driven with Constant Current Driver
 Input Voltage/Hz 220V- 240V/50-60Hz
 Control Gear Included
 Mounting Remote
 LED Power Watts 3.5W
 System Power Watts 4.4W
 Operating Voltage Vin 220-240 Vac
 Power Factor p.f. > 0.5

Ordering Details

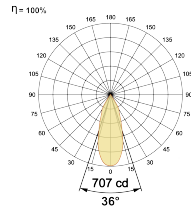
Code Example:	Name	Watt	CCT	CRI	Angle	Finish	Control
	Dot F	5W	WW27K	CRI90	36°(MD)	SWH	On/Off

Select one from each column with highlighted values to create the ordering code

NAME	WATT	LUMEN	EFFICACY	CCT		CRI	ANGLE		FINISH		CONTROL	
Dot F	5W	356	81	2700K	WW27K	CRI90	36°(MD)	36°(MD)	White	SWH	Non Dimmable	On/Off
		370	84	3000K	WW30K				Black	SBL	Phase Dimmable	PDIM
		387	88	4000K	NW40K				Custom	CSM	Dali Dimmable	DDIM
		396	90	5700K	CW57K							
Dot F	5W			WW27K		CRI90	36°(MD)		SWH		On/Off	



Light Distribution



LED Technology

Binning 3 Step MacAdam
 LED Life Time @ L80/B10 >50000 hours
 Colour Rendering (CRI) CRI90
 Led Type SMD high power
 LED Fitted CREE COB LED 9Vdc350mA

Controls

Standard Switchable On/Off
 Optional PDIM,DDIM,Non Dimmable