

# Luke 50 | 10W

## Product Reference

Environment Indoor

Installation Ceiling Recess

## Construction & Materials

Housing Die Cast Aluminium

Primary Lens -

Primary Reflector PC metallised

Secondary Reflector -

Body Finish White,Black,Custom

Diffuser -

Antiglare Baffle -

## Thermal Management

Heat Sink Material Die cast Aluminium

Cooling Technique Passive Cooling

## Optical System

Beam Direction Adjustable

Tilt Yes

Swivel Yes

## Electrical System

Driven with Constant Current Driver

Input Voltage/Hz 220V- 240V/50-60Hz

Control Gear Included

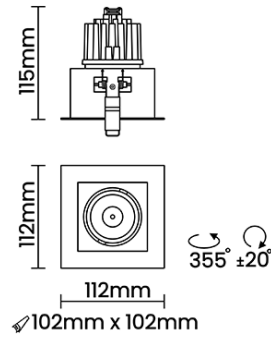

Mounting Remote

LED Power Watts 9.0W

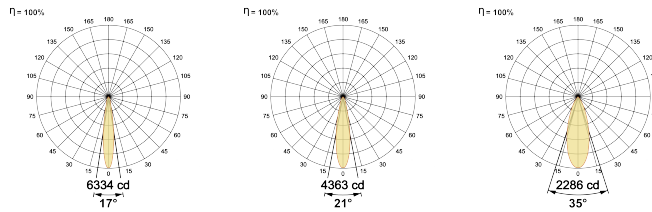
System Power Watts 10.4W

Operating Voltage Vin 220-240 Vac

Power Factor p.f. &gt; 0.95



## Light Distribution



## LED Technology

Binning 3 Step MacAdam

LED Life Time @ L70/B10 &gt;50000 hours

Colour Rendering (CRI) CRI80,CRI90

Led Type COB

LED Fitted CREE COB LED 36Vdc/250mA

## Controls

Standard Switchable On/Off

Optional PDIM,DDIM,BTTM,CASAMBI,Non Dimmable

## Ordering Details

Code Example:	Name	Watt	CCT	CRI	Angle	Finish	Control
	<b>Luke 50</b>	<b>10W</b>	<b>WW27K</b>	<b>CRI80</b>	<b>17°(SS)</b>	<b>SWH</b>	<b>On/Off</b>

Select one from each column with highlighted values to create the ordering code

NAME	WATT	LUMEN	EFFICACY	CCT	CRI	ANGLE	FINISH	CONTROL
<b>Luke 50</b>	<b>10W</b>	957	92	2700K	<b>WW27K</b>	<b>CRI80</b>	17°(SS)	White <b>SWH</b> Non Dimmable <b>On/Off</b>
		1040	100	3000K	<b>WW30K</b>	CRI90	21°(MD)	Black <b>SBL</b> Phase Dimmable <b>PDIM</b>
		1102	106	4000K	<b>NW40K</b>		35°(WD)	Custom <b>CSM</b> Dali Dimmable <b>DDIM</b>
		1134	109	5700K	<b>CW57K</b>			Bluetooth Dimmable <b>BTTM</b>
				2700K-5700K	<b>TW</b>			Casambi <b>CBTM</b>
				Warm to Dim	<b>W2D</b>			
<b>Luke 50</b>	<b>10W</b>			<b>WW27K</b>	<b>CRI80</b>	<b>17°(SS)</b>	<b>SWH</b>	<b>On/Off</b>