

# Square Cut | 12W

## Product Reference

Environment Indoor

Installation Ceiling Recess

## Construction & Materials

Housing Die Cast Aluminium

Primary Lens -

Primary Reflector White Optics

Secondary Reflector -

Body Finish White

Diffuser Premium high-transmission opal

Antiglare Baffle -

## Thermal Management

Heat Sink Material Die cast Aluminium

Cooling Technique Passive Cooling

## Optical System

Beam Direction General Diffuse

Tilt No

Swivel No

## Electrical System

Driven with Constant Current Driver

Input Voltage/Hz 220V- 240V/50-60Hz

Control Gear Included

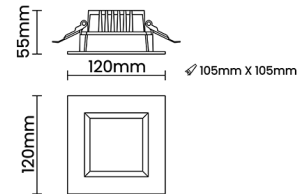

Mounting Remote

LED Power Watts 10.0W

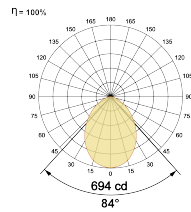
System Power Watts 11.5W

Operating Voltage Vin 220-240 Vac

Power Factor p.f. > 0.95



## Light Distribution



## LED Technology

Binning 3 Step MacAdam

LED Life Time @ L70/B10 >50000 hours

Colour Rendering (CRI) CRI80,CRI90

Led Type SMD mid power

LED Fitted Samsung Mid power LED array 32V-38Vdc/290mA

## Controls

Standard Switchable On/Off

Optional PDIM,DDIM,BTTM,CASAMBI,Non Dimmable

## Ordering Details

Code Example:	Name	Watt	CCT	CRI	Angle	Finish	Control
	Square Cut	12W	WW27K	CRI80	84°	SWH	On/Off

Select one from each column with highlighted values to create the ordering code

NAME	WATT	LUMEN	EFFICACY	CCT		CRI	ANGLE	FINISH		CONTROL	
Square Cut	12W	1242	108	2700K	WW27K	CRI80	84°	White	SWH	Non Dimmable	On/Off
		1277	111	3000K	WW30K	CRI90				Phase Dimmable	PDIM
		1357	118	4000K	NW40K					Dali Dimmable	DDIM
		1403	122	5700K	CW57K					Bluetooth Dimmable	BTTM
				2700K-5700K	TW					Casambi	CBTM
Square Cut	12W			WW27K		CRI80	84°	SWH		On/Off	