

GrassHopper | 22W

Product Reference

Environment Outdoor

Installation Ceiling Surface, Floor Surface, Wall Surface, Wall Surface

Construction & Materials

Housing Die Cast Aluminium

Primary Lens PMMA

Primary Reflector -

Secondary Reflector -

Body Finish Black, Grey

Diffuser -

Antiglare Baffle -

Thermal Management

Heat Sink Material Die cast Aluminium

Cooling Technique Passive Cooling

Optical System

Beam Direction Adjustable

Tilt Yes

Swivel No

Electrical System

Driven with Constant Current Driver

Input Voltage/Hz 220V- 240V/50-60Hz

Control Gear Included

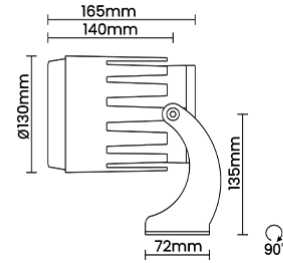
Mounting Integral

LED Power Watts 17.7W

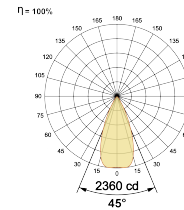
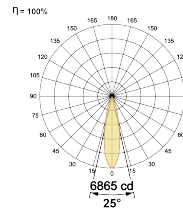
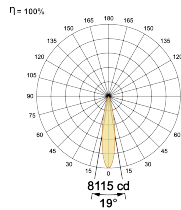
System Power Watts 20.4W

Operating Voltage Vin 220-240 Vac

Power Factor p.f. > 0.95



Light Distribution



LED Technology

Binning 3 Step MacAdam

LED Life Time @ L80/B10 >50000 hours

Colour Rendering (CRI) CRI90

Led Type SMD high power

LED Fitted -

Controls

Standard Switchable On/Off

Optional Non Dimmable

Ordering Details

Code Example:	Name	Watt	CCT	CRI	Angle	Finish	Control
	GrassHopper	22W	WW27K	CRI90	19°(SS)	SBL	On/Off

Select one from each column with highlighted values to create the ordering code

NAME	WATT	LUMEN	EFFICACY	CCT	CRI	ANGLE	FINISH	CONTROL
GrassHopper	22W	1367	67	2700K	WW27K	CRI90	19°(SS)	Black SBL Non Dimmable On/Off
		1428	70	3000K	WW30K		25°(MD)	Grey GGT
		1550	76	4000K	NW40K		44°(WD)	
		1591	78	5700K	CW57K			
GrassHopper	22W			WW27K	CRI90	19°(SS)	SBL	On/Off