

Tango Pro 50 | 15W

Product Reference

Environment Indoor

Installation Track Mounted

Construction & Materials

Housing Aluminium

Primary Lens PMMA

Primary Reflector -

Secondary Reflector -

Body Finish White,Black

Diffuser -

Antiglare Baffle -

Thermal Management

Heat Sink Material Die cast Aluminium

Cooling Technique Passive Cooling

Optical System

Beam Direction Adjustable

Tilt Yes

Swivel Yes

Electrical System

Driven with Constant Current Driver

Input Voltage/Hz 220V- 240V/50-60Hz

Control Gear Included

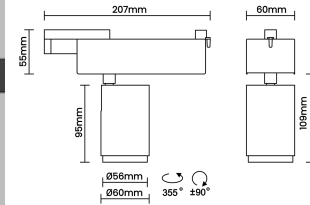

Mounting Integral

LED Power Watts 12.6W

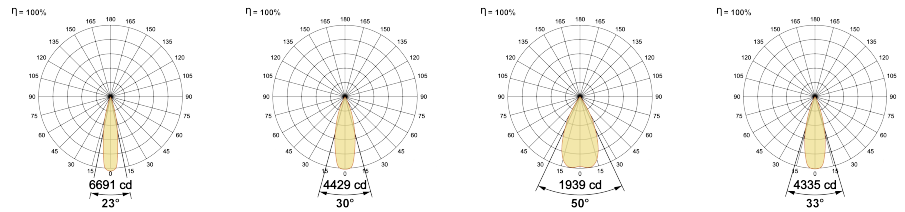
System Power Watts 14.5W

Operating Voltage Vin 220-240 Vac

Power Factor p.f. > 0.95



Light Distribution



LED Technology

Binning 3 Step MacAdam

LED Life Time @ L70/B10 >50000 hours

Colour Rendering (CRI) CRI80,CRI90

Led Type COB

LED Fitted Cree COB LED 33V-36Vdc/350mA

Controls

Standard Switchable On/Off

Optional PDIM,DDIM,BTTM,CASAMBI,Non Dimmable

Ordering Details

Code Example:	Name	Watt	CCT	CRI	Angle	Finish	Control
	Tango Pro 50	15W	WW27K	CRI80	23°(SS)	SWH	On/Off

Select one from each column with highlighted values to create the ordering code

NAME	WATT	LUMEN	EFFICACY	CCT	CRI	ANGLE	FINISH	CONTROL	
Tango Pro 50	15W	1508	104	2700K	WW27K	CRI80	White	Non Dimmable	On/Off
		1552	107	3000K	WW30K	CRI90	Black	Phase Dimmable	PDIM
		1624	112	4000K	NW40K			Dali Dimmable	DDIM
		1653	114	5700K	CW57K		50°(VWD)	Bluetooth Dimmable	BTTM
				2700K-5700K	TW			Casambi	CBTM
					W2D				
Tango Pro 50	15W			WW27K	CRI80	23°(SS)	SWH	On/Off	