

Tango Pro 75 | 20W

Product Reference

Environment Indoor

Installation Track Mounted

Construction & Materials

Housing Aluminium

Primary Lens PMMA

Primary Reflector -

Secondary Reflector -

Body Finish White,Black

Diffuser -

Antiglare Baffle -

Thermal Management

Heat Sink Material Die cast Aluminium

Cooling Technique Passive Cooling

Optical System

Beam Direction Adjustable

Tilt Yes

Swivel Yes

Electrical System

Driven with Constant Current Driver

Input Voltage/Hz 220V- 240V/50-60Hz

Control Gear Included

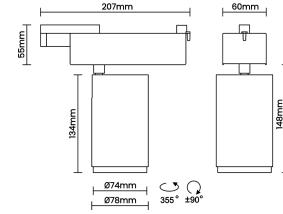

Mounting Integral

LED Power Watts 17.5W

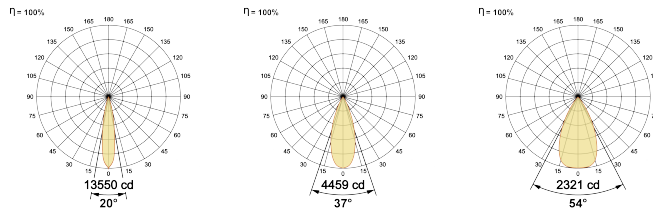
System Power Watts 20.1W

Operating Voltage V_{in} 220-240 Vac

Power Factor p.f. > 0.95



Light Distribution



LED Technology

Binning 3 Step MacAdam

LED Life Time @ L70/B10 >50000 hours

Colour Rendering (CRI) CRI80,CRI90

Led Type COB

LED Fitted Cree COB LED 33V-36Vdc/500mA

Controls

Standard Switchable On/Off

Optional PDIM,DDIM,CASAMBI,Non Dimmable

Ordering Details

Code Example:	Name	Watt	CCT	CRI	Angle	Finish	Control
	Tango Pro 75	20W	WW27K	CRI80	20°(SS)	SWH	On/Off

Select one from each column with highlighted values to create the ordering code

NAME	WATT	LUMEN	EFFICACY	CCT	CRI	ANGLE	FINISH	CONTROL	
Tango Pro 75	20W	1849	92	2700K	WW27K	CRI80	20°(SS)	White SWH	Non Dimmable On/Off
		1910	95	3000K	WW30K	CRI90	37°(MD)	Black SBL	Phase Dimmable PDIM
		2010	100	4000K	NW40K		54°(WD)		Dali Dimmable DDIM
		2050	102	5700K	CW57K				Casambi CBTM
						2700K-5700K TW			
				Warm to Dim W2D					
Tango Pro 75	20W			WW27K	CRI80	20°(SS)	SWH	On/Off	