

Dark Magic 48V 108 |

25.2W

Product Reference

Environment Indoor

Installation Track Mounted

Construction & Materials

Housing Extruded Aluminium

Primary Lens -

Primary Reflector -

Secondary Reflector Black Raster - PC

Body Finish Black

Diffuser Premium high-transmission opal

Antiglare Baffle -

Thermal Management

Heat Sink Material Aluminium

Cooling Technique Passive Cooling

Optical System

Beam Direction Fixed

Tilt No

Swivel No

Electrical System

Driven with Constant Voltage Driver

Input Voltage/Hz 48V

Control Gear Included

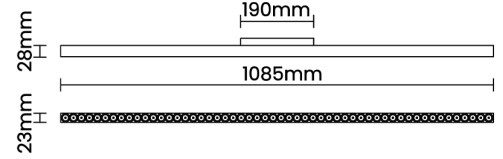

Mounting Remote

LED Power Watts 24.4W

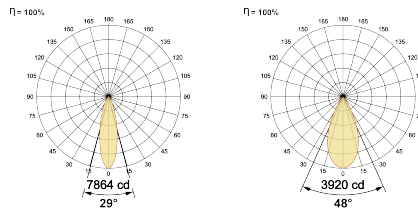
System Power Watts -

Operating Voltage Vin 48V

Power Factor p.f. -



Light Distribution



LED Technology

Binning 3 Step MacAdam

LED Life Time @ L80/B10 >50000 hours

Colour Rendering (CRI) CRI80,CRI90

Led Type SMD high power

LED Fitted Cree 3030 LED 33V-36Vdc/700mA

Controls

Standard Switchable On/Off

Optional DDIM,BTTM,CASAMBI,Non Dimmable

Ordering Details

Code Example:	Name	Watt	CCT	CRI	Angle	Finish	Control
	Dark Magic 48V 108	25.2W	WW27K	CRI80	29°(MD)	SBL	On/Off

Select one from each column with highlighted values to create the ordering code

NAME	WATT	LUMEN	EFFICACY	CCT	CRI	ANGLE	FINISH	CONTROL	
Dark Magic 48V 108	25.2W	2708	111	2700K	WW27K	CRI80	29°(MD)	Black SBL	Non Dimmable On/Off
		2782	114	3000K	WW30K	CRI90	48°(WD)		Dali Dimmable DDIM
		2928	120	4000K	NW40K				Bluetooth Dimmable BTTM
		2977	122	5700K	CW57K				Casambi CBTM
				2700K-5700K	TW				
Dark Magic 48V 108	25.2W			WW27K	CRI80	29°(MD)	SBL	On/Off	

Abby reserves the right to discontinue any product from its collection at any time whatsoever and without prior notice

frontdesk@abbylighting.com, +91 9833645212

www.abbylighting.com