

Spotboy 48V 50 | 12.6W

Product Reference

Environment Indoor
Installation Track Mounted

Construction & Materials

Housing Die Cast Aluminium, Milled Aluminium
Primary Lens PMMA
Primary Reflector -
Secondary Reflector -
Body Finish White, Black
Diffuser -
Antiglare Baffle -

Thermal Management

Heat Sink Material Die cast Aluminium
Cooling Technique Passive Cooling

Optical System

Beam Direction Adjustable
Tilt Yes
Swivel Yes

Electrical System

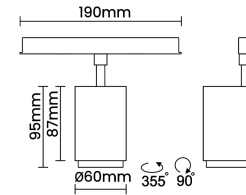

Driven with Constant Voltage Driver
Input Voltage/Hz 48V
Control Gear Included
Mounting Remote
LED Power Watts 12.6W
System Power Watts -
Operating Voltage Vin 48V
Power Factor p.f. -

Ordering Details

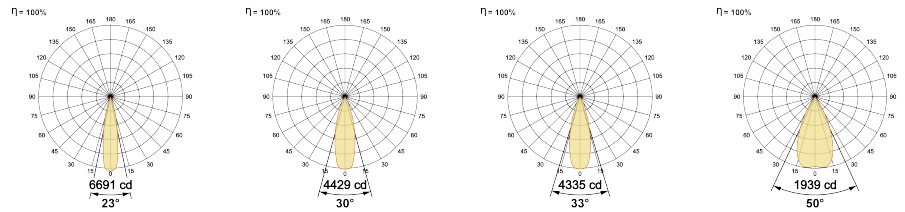
Code Example:	Name	Watt	CCT	CRI	Angle	Finish	Control
	Spotboy 48V 50	12.6W	WW27K	CRI80	23°(SS)	SWH	On/Off

Select one from each column with highlighted values to create the ordering code

NAME	WATT	LUMEN	EFFICACY	CCT	CRI	ANGLE	FINISH	CONTROL
Spotboy 48V 50	12.6W	1508	120	2700K	WW27K	CRI80	White SWH	Non Dimmable On/Off
		1552	123	3000K	WW30K	CRI90	Black SBL	Dali Dimmable DDIM
		1624	129	4000K	NW40K			Bluetooth Dimmable BTM
		1653	131	5700K	CW57K			Casambi CBTM
					2700K-5700K Warm to Dim	TW W2D		
Spotboy 48V 50	12.6W			WW27K	CRI80	23°(SS)	SWH	On/Off



Light Distribution



LED Technology

Binning 3 Step MacAdam
LED Life Time @ L70/B10 >50000 hours
Colour Rendering (CRI) CRI80, CRI90
Led Type COB
LED Fitted Cree COB LED 33V-36Vdc/350mA

Controls

Standard Switchable On/Off
Optional DDIM, BTM, CASAMBI, Non Dimmable